




**QUICK-STEP®**  
FLOOR DESIGNERS



LAMINATE

COLLECTION 2017 - 2018



IMU1849



COL21001



EL3574



LPU1998

MJ3545

## Welcome

- 04 The perfect floor designed for your interior
- 06 Water-resistant laminate? No problem!
- 08 Discover the Majestic collection **NEW**
- 10 Create your own living space

## Collection

- 16 How to choose your laminate floor
- 18 Types of structure, treatment, finishing and bevel
- 20 Discover the full laminate collection

## Installation

- 28 Install your floor without a hassle!
- 29 Underlay is not an idle luxury

## Finishing

- 30 Finish perfectly

## Cleaning

- 32 Keep your floor in top condition

Cover photo IMU1855



CLM1290



# The perfect floor designed for your interior

## Design & technology of today

Designing a Quick-Step floor is a process in which technology and creativity go hand in hand. The designers create a very wide variety of floors, each with its own natural character. That's why we work down to the smallest details, so that you can choose from an unparalleled range of designs.

## Quick-Step® makes it easy for you

At Quick-Step we don't just offer a product, we offer a total solution. From floors, to scotias and stair solutions, underlays, finishing profiles and accessories, our range of products guarantees a perfect result every time. As the inventor of the Uniclic® and Uniclic® Multifit click system, Quick-Step also ensures a hassle free installation. The system enables you to click the planks together in no time.



## A heart for nature

At Quick-Step, we are conscious that the world in which you want to live doesn't consist of just stylish interiors. It is equally a world that radiates respect for our natural environment. That is precisely why we continually do our best to keep the environmental impact of our products and processes to a minimum.







## A lifetime of pleasure

### Easy and care-free



A Quick-Step floor is very easy to maintain, which means worry-free cleaning for you. The sealed boards provide a hygienic surface that withstands build up of dirt and bacteria. They can simply be wiped off, leaving a clean, hygienic surface.

### Superior scratch resistance



Quick-Step laminate floors are designed for a lifetime of living and playing. Thanks to the Scratch Guard top layer, Quick-Step laminate floors are up to ten times more resistant to scratches than floors without Scratch Guard. The protective layer provides long-term durability against everyday wear and tear as well as great resistance to indentations, even high heels!

### Natural beauty in every detail



The Quick-Step laminate collection is entirely inspired by nature. The wood decors have just the right look thanks to realistic bevels and natural-looking structures that matches perfectly with the character of the floor. Quick-Step combines the natural look and feel of real wood with the practical benefits of laminate.





# Resisting everything, even water!

Meet the latest generation of laminate floors. Floors that don't just look exceptionally stylish and natural, but can also take a knock or two and above all are 100% resistant to water.

Spilled a drink? Did the kids play with water? Don't panic, the liquid won't be absorbed by the floor and you can mop it up immediately. Four of our laminate collections – Majestic, Impressive Ultra, Colonial Plus and Eligna – have a water-repellent HydroSeal coating. The floor's surface is completely sealed, so bacteria, dirt and even spillages don't stand a chance. They can simply be wiped off with a damp cloth, leaving a clean, hygienic surface. These water-resistant floors make cleaning easier than ever!

On top of that, your new Quick-Step laminate floor also has a warranty of up to 25 years, guaranteeing many years of worry-free pleasure in your home.

Discover the full Majestic, Impressive Ultra, Eligna and Colonial Plus ranges on page 21-24.





NEW





## Discover the Majestic collection

Give your interior a royal treatment with Majestic – the most spacious and luxurious laminate flooring ever from Quick-Step.

Using the same groundbreaking technology as our Impressive Ultra collection, the planks offer both unrivalled authenticity and extreme water resistance. All in a striking 2.05 m x 24 cm format that will make your room come alive.

The warm look and feel of wood, with all the advantages of a laminate floor: that's our Majestic offer. The floor's unprecedentedly long and wide planks offer perfectly matching structures, which carry on through the bevel. The result? A perfect aesthetic balance and an unmatched natural appeal.

Moreover Majestic is extremely water-resistant thanks to the HydroSeal coating on the bevels. This makes your new floor not only easy to clean, but also suitable for bathrooms, kitchens and other wet areas.

Inspired by the latest trends in architecture, fashion and design, our in-house design team has developed 8 breathtaking decors. Whatever style fits your personality, you will be spoilt for choice.

# Create your own living space

A beautiful interior starts with a good foundation. The floor could be considered as the fifth wall and therefore it should not be overlooked. Whatever your style, whatever your room, Quick-Step has the right floor: from light, clean floors to warm brown classics and even reclaimed floors with knots and cracks.

## Get a preview of your favourite floors!



**ROOM**  
VIEWER

Wouldn't it be great if you could try out several floors first before making a final decision? With the online 'RoomViewer' tool, you can do just that. Get lifelike previews and make sure that your final decision is the right one.

**Try it out now!**  
Launch the RoomViewer at  
[www.quick-step.com](http://www.quick-step.com)








MJ3548



IMU1848



EL3573



Our Majestic, Impressive Ultra, Eligna and Colonial Plus ranges come complete with a HydroSeal water-repellent coating on the bevels, making it the ideal solution for rooms with high moisture levels such as bathrooms, kitchens and laundries.









CLM1658



UW1541




















LPU1663



The top layer of every Quick-Step laminate floor is finished with an ultra-protective Scratch Guard layer which gives the floor a high scratch resistance, ideal for all uses, especially in the kitchen. Moreover, our Majestic, Impressive Ultra, Eligna and Colonial Plus floors have a unique water-repellent coating which protects your floor from excess surface moisture.

## How to choose?

	waterproof	dimensions	thickness	bevels
MAJESTIC <b>NEW</b>		 205 x 24 cm	≡ 9,5 mm	
IMPRESSIVE ULTRA		 138 x 19 cm	≡ 12 mm	
COLONIAL PLUS <b>NEW</b>		 205 x 16,7 cm	≡ 9 mm	
ELIGNA <b>NEW</b>		 138 x 15,6 cm	≡ 8 mm	0
LARGO		 205 x 20,5 cm	≡ 9,5 mm	
ELIGNA WIDE		 138 x 19 cm	≡ 8 mm	0 / 
CLASSIC		 120 x 19 cm	≡ 8 mm	0 / 



### CLASS 32

For residential or light commercial use.  
Normal daily use in ordinary living spaces.



### CLASS 33

For commercial use.  
Extra wear-resistant floors for areas with higher usage.






















\*Majestic, Largo, Eligna, Eligna Wide, Classic and Colonial Plus have been produced using class 32 technology and components. Some of the EN 13329 test methods are not fully applicable.

For more information: [www.quick-step.com](http://www.quick-step.com)

Impressive Ultra has been produced using class 33 technology and components.

\*\*Commercial warranty upon request.



pack	installation	performance level*	warranty**
6 x  = 2.952 m <sup>2</sup>			<div>25 YEAR WARRANTY <small>DOMESTIC USE</small></div> <div>10 YEAR WET WARRANTY</div>
5 x  = 1.311 m <sup>2</sup>			<div>25 YEAR WARRANTY <small>DOMESTIC USE</small></div> <div>10 YEAR WET WARRANTY</div>
6 x  = 2.054 m <sup>2</sup>			<div>25 YEAR WARRANTY <small>DOMESTIC USE</small></div> <div>5 YEAR WET WARRANTY</div>
8 x  = 1.722 m <sup>2</sup>			<div>25 YEAR WARRANTY <small>DOMESTIC USE</small></div> <div>5 YEAR WET WARRANTY</div>
6 x  = 2.522 m <sup>2</sup>			<div>25 YEAR WARRANTY <small>DOMESTIC USE</small></div>
7 x  = 1.835 m <sup>2</sup>			<div>25 YEAR WARRANTY <small>DOMESTIC USE</small></div>
7 x  = 1.596 m <sup>2</sup>			<div>20 YEAR WARRANTY <small>DOMESTIC USE</small></div>



## The details make the difference

Each laminate floor has its own story and a unique look and feel. The Quick-Step designers carefully select the structure, treatment, finishing and bevel, perfectly in line with the character of each floor design.



IMU3805



The icons indicate the specific design characteristics of every floor.

### Structure



#### Elegant wood structure

A subtle surface texture with a fine grain structure that gives a wood effect with a very natural look and feel.



#### Natural wood structure

A surface texture where the grain, knots and cracks that are visible in the design can also be felt in the surface. Just like real wood.



#### Intense wood structure

This distinct structure has varying depths and gloss levels accentuating the knots and cracks. The design and surface is more pronounced than the natural wood structure.

### Designer's choice



**KW.**

Quick-Step's innovation and creativity focus has driven Kendall Waller, Product & Technical Manager Australia and New Zealand, to custom-design products for the local market using Australian species as inspiration.

## Treatment



### Brushed

A surface effect that gives the appearance of brushed wood. The brushed treatment adds depth and authenticity to a floor.



### Saw cut

This effect gives the impression of rough sawn wood thanks to the visible and tangible saw cuts.



### Scraped

A hand-scraped surface treatment that gives a crafted, hand-worked finish to your floor.

## Bevel



### Micro bevel

The fine micro-beveled edges clearly delineate the planks.



### Genuine bevel

The bevel is perfectly suited to the character of the floor. The colour, design and structure of the plank are visible right through the bevel.



### Impression bevel


The impression bevel emphasises planks in a subtle way.

## Finishing



### Extra matt finish

An extra matt surface look.




### Matt finish

A matt surface look.



### Silk/matt finish

The varying gloss levels accentuate the floor structure.



### Silk finish

A silk surface look.







Even water  
won't harm your floor

Discover our water-resistant laminate collections here

MJ3555

# MAJESTIC

MJ   
205 x 24 cm  9.5 mm



NEW



    
**VALLEY OAK LIGHT BEIGE**  
MJ3554



    
**DESERT OAK LIGHT NATURAL**  
MJ3550



    
**WOODLAND OAK BEIGE**  
MJ 3545



    
**DESERT OAK WARM NATURAL**  
MJ3551



    
**VALLEY OAK LIGHT BROWN**  
MJ3555



     
**DESERT OAK BRUSHED GREY**  
MJ3552



    
**WOODLAND OAK BROWN**  
MJ3548



     
**DESERT OAK BRUSHED DARK BROWN**  
MJ3553



MJ3554










## What is Majestic?

Give your interior the royal treatment with Majestic, the longest & widest laminate from Quick-Step ever. The planks have a waterproof surface and come in 8 stunning oak designs that are so true to nature thanks to a unique bevel technology. With its waterproof HydroSeal coating, it is perfect for kitchens, laundries and bathrooms.



- 100% waterproof surface. Steam and wet cleaning permitted.
- Extra long and extra wide for a truly Majestic look.
- Genuine and innovative bevel. The wood grain, colour and structure of the planks blend seamlessly.
- Very true to nature look & feel.

Finishing:  Extra matt finish  Matt finish  Silk/matt finish  Silk finish | Bevels:  Micro bevel  Genuine bevel  Impression bevel

Designer's choice: **KW**  Australian species | Structure:  Elegant wood structure  Natural wood structure  Intense wood structure | Treatment:  Brushed  Saw cut  Scraped

## IMPRESSIVE ULTRA



IMU   
138 x 19 cm  12 mm



    
**SOFT OAK LIGHT**  
IMU1854 ◊



    
**CLASSIC OAK BEIGE**  
IMU1847 ◊



    
**SOFT OAK MEDIUM**  
IMU1856 ◊




    
**SOFT OAK NATURAL**  
IMU1855 ◊




     
**SAW CUT OAK GREY**  
IMU1858 ◊



    
**CLASSIC OAK NATURAL**  
IMU1848 ◊



     
**BLACKBUTT**  
IMU3805 ◊



     
**SPOTTED GUM**  
IMU3804 ◊



    
**CLASSIC OAK BROWN**  
IMU1849 ◊

Use the Hydrokit and PE Foam to ensure your Majestic, Impressive Ultra, Eligna and Colonial Plus floor is 100% waterproof. In addition, you benefit from a Residential Wet Area Warranty.

◊ **Please note** that this product is not stocked in New Zealand, so a longer lead time applies for New Zealand customers.

### What is Impressive Ultra?


Quick-Step Impressive Ultra offers you waterproof laminate flooring in 9 stunning designs that are so true to nature thanks to the unique bevel technology. With its waterproof HydroSeal coating, it is perfect for kitchens, laundries and bathrooms.

- 100% waterproof surface. Steam and wet cleaning permitted.
- Ultra durable 12 mm thick planks (Class 33/AC5).
- Genuine and innovative bevel. The wood grain, colour and structure of the planks blend seamlessly.
- Very true to nature look & feel.

Finishing:  Extra matt finish  Matt finish  Silk/matt finish  Silk finish | Bevels:  Micro bevel  Genuine bevel  Impression bevel



## COLONIAL PLUS

COL   
205 x 16.7 cm  $\approx$  9 mm



NEW



  
**BLACKBUTT**  
COL21000  $\diamond$



  
**SPOTTED GUM**  
COL21001  $\diamond$



  
**SYDNEY BLUE GUM**  
COL21002  $\diamond$



  
**JARRAH**  
COL21003  $\diamond$



COL21002



COL21003

### What is Colonial Plus?

The Quick-Step Colonial Plus range is inspired by the great outdoors with a great selection of Australian wood designs. With its waterproof HydroSeal coating, it is perfect for kitchens, laundries and bathrooms.

- The look and feel of real Australian hardwoods.
- Now available in a stylish, matt brushed surface.
- Protective and water repellent HydroSeal coating.
- Long & durable 9 mm thick planks.



## ELIGNA

EL

138 x 15.6 cm ≡ 8 mm



NEW



**ESTATE OAK LIGHT GREY**

EL3573



**ESTATE OAK BEIGE**

EL3574



**VENICE OAK BEIGE**

EL3907



**VENICE OAK NATURAL**

EL3908



**LIGHT GREY VARNISHED OAK**

EL1304 ◇



**WHITE VARNISHED OAK**

EL915 ◇



**NATURAL VARNISHED OAK**

EL896



**OLD OAK MATT OILED**

EL312 \*\*



**VINTAGE OAK NATURAL VARNISHED**

EL995



**BLACKBUTT**

EL1691 ◇



**MERBAU**

EL996



**SPOTTED GUM**

EL1689 ◇



**NEWCASTLE OAK DARK**

EL3581





### What is Eligna?

Quick-Step Eligna is a range of 8 mm thick elegant planks with water-resistant technology and a smooth finish for a streamlined appearance of your interior.

- 100% waterproof surface.
- Elegant plank format.

Finishing: Extra matt finish Matt finish Silk/matt finish Silk finish | Bevels: Micro bevel Genuine bevel Impression bevel

## LARGO

LPU   
205 x 20.5 cm  9.5 mm






   
**CAMBRIDGE OAK NATURAL**  
LPU1662\*\*



    
**DOMINICANO OAK GREY**  
LPU1663



  KW   
**BLACKBUTT**  
LPU1996 ◊



  KW   
**SPOTTED GUM**  
LPU1997 ◊



  KW   
**RECYCLED HARDWOOD**  
LPU1998 ◊



   
**CAMBRIDGE OAK DARK**  
LPU1664

◊ **Please note** that this product is not stocked in New Zealand, so a longer lead time applies for New Zealand customers.

\*\* This product is exclusively available in New Zealand.



### What is Largo?

The Quick-Step Largo planks are large and wide planks that exude class and quality in every home.

- Long planks that give depth and create an extra sense of space.
- Colour variation between the various planks for that natural effect.



## ELIGNA WIDE

UW 0 /  $\frac{4}{138 \times 19 \text{ cm} \div 8 \text{ mm}}$



  **OAK WHITE OILED**  
UW1538 \*\*



    **OAK PLANKS WITH SAW CUTS LIGHT**  
UW1547



  **CARIBBEAN OAK GREY**  
UW1536



   **RECLAIMED OAK BROWN**  
UW1545



  **RECLAIMED CHESTNUT NATURAL**  
UW1541



  **RECLAIMED CHESTNUT ANTIQUE**  
UW1543 ◊



  **CARIBBEAN OAK DARK**  
UW1546



  **RECLAIMED CHESTNUT BROWN**  
UW1544



UW1546





### What is Eligna Wide?

The Quick-Step Eligna Wide collection is strikingly beautiful thanks to the excellent balance between length and width. If you lay these stunning, extended plank floors, you'll generate a soft and tasteful effect.

- Elegant plank format.
- The natural looking floors have extra wide planks that show off their rustic patterns to their best advantage.
- Large, natural colour variation between planks.

Finishing:  Extra matt finish  Matt finish  Silk/matt finish  Silk finish | Bevels:  Micro bevel  Genuine bevel  Impression bevel

## CLASSIC

CLM 0 /   
120 x 19 cm  8 mm



 **BLEACHED WHITE TEAK**  
CLM1290



 **MOONLIGHT OAK LIGHT**  
CLM1658 




 **HAVANNA OAK NAT. WITH SAW CUTS**  
CLM1656



 **OLD OAK LIGHT GREY**  
CLM1405



 **NATURAL VARNISHED OAK**  
CLM1292



 **MIDNIGHT OAK NATURAL**  
CLM1487



 **MOONLIGHT OAK NATURAL**  
CLM1659 \*\*



 **BLACKBUTT 2 STRIP**  
CLM1690 



 **MIDNIGHT OAK BROWN**  
CLM1488



 **LIGHT GREY OILED OAK**  
CLM1294



 **SPOTTED GUM 2 STRIP**  
CLM1688 

 **Please note** that this product is not stocked in New Zealand, so a longer lead time applies for New Zealand customers.

\*\* This product is exclusively available in New Zealand.



### What is Classic?

Quick-Step Classic is more than just a laminate floor. In this range you will find balanced combinations of colour and style.

- Traditional laminate floor.
- Wide range of colours with a variety of gloss levels & finishes.
- Standard plank size.

## STEP 1 INSTALLATION

# Install your floor without a hassle!

### 1 Effortless installation, thanks to the Uniclic® click system

Quick-Step is the inventor of the Uniclic® installation system, still today the fastest, easiest and safest click-to-install system. Use the revolutionary and patented click system to effortlessly click your floor planks together.



### 2 Install your floor anywhere, even on floor heating and cooling

Quick-Step laminate floors are perfect for installing over underfloor heating or cooling when combined with the right underlay.

For more information: visit [www.quick-step.com](http://www.quick-step.com)



### 3 Watch the videos

See for yourself how easy it is to install a Quick-Step floor in our installation videos. Discover them on [www.quick-step.com](http://www.quick-step.com)

## Installation tools

Install your laminate floor in an easy and professional way with the handy Quick-Step installation tools.



#### Quick-Step® HANDSAW

With the help of the Quick-Step hand saw floors can be fitted perfectly underneath door frames.



#### Quick-Step® INSTALLATION SET

Install your laminate floor in an easy and professional way with the handy Quick-Step installation set.

For a perfect installation, check out the installation videos on [bit.ly/ytquickstep](https://bit.ly/ytquickstep)





# Underlay is not an idle luxury



## CLICK on laminate

Installing your Quick-Step laminate floor is easy thanks to the Uniclic® click system. A good underlay is an absolute necessity when laying a floor. Installing the right underlay has a major impact on the final look, quality and comfort of your Quick-Step laminate floor. Quick-Step underlays are high-quality underlays specifically designed for your new floor:

- Easy installation thanks to the a self-adhesive strip
- A level, stable base that helps to prevent small irregularities and protects the click system
- Excellent acoustic and thermal insulation
- Pre-integrated damp-proof screen protects the floor from rising damp
- Suitable for floor heating and/or cooling



C-LAY20  
C-LAY50

### Quick-Step® **COMBI-LAY STANDARD**

Contents:  
1 roll = 20 or 50 m<sup>2</sup>  
Thickness: 2 mm

Combi-Lay Standard is no normal underlay. The dense, closed cell polyolefin foam provides excellent support, with good reduction of both reflected and impact noise.

Reflective walking sound ✓✓

Impact sound ✓✓

Floor heating OK

Damp proof screen OK



QSC-LAY20  
QSC-LAY50

### Quick-Step® **QUIET-STEP COMBI-LAY**

Contents:  
1 roll = 20 or 50 m<sup>2</sup>  
Thickness: 2 mm

Quiet-Step Combi-Lay is the first choice where a quiet step sound and maximum reduction in multi-storey noise is required. This high density underlay has no match when it comes to reducing foot fall noise, with a reduction of up to 30% over standard underlays.

Reflective walking sound ✓✓✓✓

Impact sound ✓✓✓

Floor heating OK

Damp proof screen OK

For the best results always start with a level subfloor. Make sure it's completely dry and free of dust and grease.  
For more advice about preparing your subfloor, visit [www.quick-step.com](http://www.quick-step.com) or your local Quick-Step retailer.



## STEP 2 FINISHING

## Finish perfectly

Finish your floor perfectly with the Quick-Step scotia and profiles.

### Scotia



Quick-Step®  
**SCOTIA**  
240 x 1.7 x 1.7cm

Quick-Step scotias offer a perfect colour match with your Quick-Step laminate floor. Extremely wear-resistant and up to 25 years warranty.

### Finishing tools for wet areas



Quick-Step®  
**FOAM STRIP**  
20 m x 10 mm

PE foam expansion joint filler for use in combination with the Quick-Step Hydrokit.



Quick-Step®  
**HYDROKIT**  
Contents: 310 ml

The Quick-Step Hydrokit is a transparent silicone for an invisible and waterproof finishing.



It is advised to use foam strip and Hydrokit to seal the perimeter when installing Majestic, Impressive Ultra, Eligna and Colonial Plus laminate flooring in wet areas.

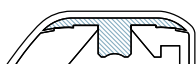
## Finishing profiles for floor and stairs

Quick-Step's Incizo® profile is a multifunctional finishing tool. One and the same profile can be used for all the finishes of your floor and stairs, in the matching colour. Simply cut the Incizo® basic profile to the shape required using the supplied splitter.



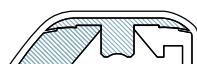
Quick-Step® Incizo®: five questions, one answer

**1** How can I join two floors of the same height?



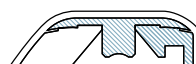
Use the Incizo® profile cut as an expansion profile.

**2** How can I solve variations in height from one floor to another?



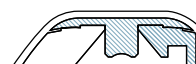
Use the Incizo® profile cut as an adapter profile.

**3** How do I finish my floor along a wall or a window?



Use the Incizo® profile cut as an end profile.


**4** How can I connect my floor to a carpet, and have a beautiful finish?



Use the Incizo® profile cut as a transition profile.

## 5 What about the finishing of my stairs?

You can cover your stairs or steps with Quick-Step planks and finish in the style of your choice with the Incizo® profile as a stair nose.



### Quick-Step® **INCIZO® PROFILE**

QSINCP(-)

215 cm x 4.8 cm x 1.3 cm

Contents: 1 Incizo®, 1 splitter, 1 plastic rail

### Quick-Step® **INCIZO® ALUMINIUM SUB-PROFILE FOR STAIRS**

NEINCPBASE(-)

215 cm x 7.1 cm x 2 cm

To be ordered separately, including plastic strip. The Incizo® stairs finishing cannot be used for commercial applications.



Always glue the floor panels on the stairs of your staircase.

Choose the sup-profile based on the thickness of your floor.

NEINCPBASE1 for 7mm laminate

NEINCPBASE2 for 8 mm laminate

NEINCPBASE3 for 9.5mm laminate

NEINCPBASE7 for 12mm laminate





## STEP 3

### CLEANING

## Keep your floor in top condition



QSCLEANINGKIT

### Quick-Step® CLEANING KIT

Contents: mop holder, washable microfiber mop,  
Quick-Step Cleaning product 750ml

Want to clean your floor like a pro? Use the Quick-Step Cleaning Kit, which comes with a mop holder, a microfibre mop, and a bottle of Quick-Step cleaning product, so you have everything you need within reach.

Also available separately:

### Quick-Step® CLEANING PRODUCT 750 ML

The cleaning products are specifically developed for Quick-Step floors. They cleanse the floor surface thoroughly and maintain the original look of your floor. No residual layers of cleaning product are left behind.



QSCLEANING750



QSREPAIR

### Quick-Step® REPAIR KIT

Contents: melting knife, cleaning comb, 7 wax blocks, sanding pad

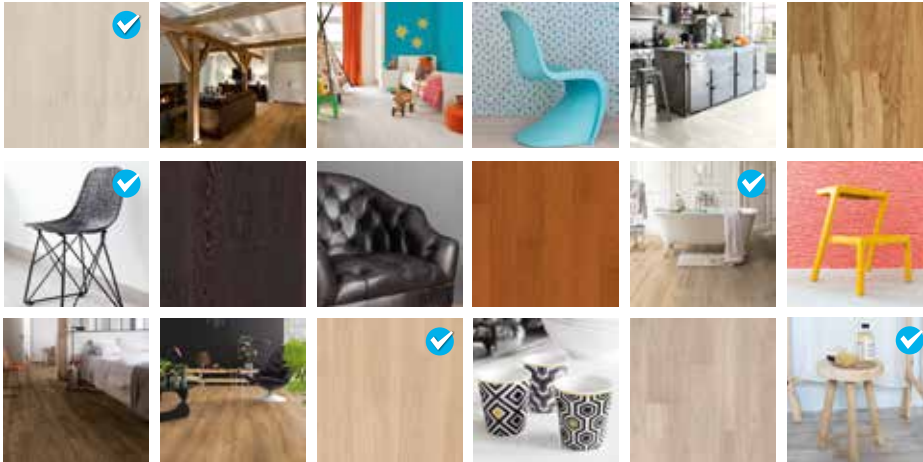
Light damages can easily be repaired in the original colour with the Repair Kit.



Check the specific colour combination for  
your floor on [bit.ly/ytquickstep](https://bit.ly/ytquickstep)

## Which floor is perfect for you?

① Select a room ② Choose a colour ③ Define your style



## FLOOR EXPLORER

With so many flooring options to choose from, making the right decision can be a challenge. That's why we have introduced the online 'FloorExplorer' tool: in three simple steps, you will get a selection of floors that perfectly match your personal needs and style.

**Why not give it a try?**  
Enter the **FloorExplorer** at  
[www.quick-step.com](http://www.quick-step.com)



3 EASY STEPS TO FIND YOUR PERFECT MATCH

## Get a preview of your favourite floors!



## ROOM VIEWER

Wouldn't it be great if you could try out several floors first before making a final decision? With the online 'RoomViewer' tool, you can do just that. Get lifelike previews and make sure that your final decision is the right one.

**Try it out now!**  
Launch the RoomViewer at  
[www.quick-step.com](http://www.quick-step.com)

# Matching Accessories Guide

## Your floor deserves a perfect finish

Flawlessly matching accessories are available for all Quick-Step laminate products. Quick-Step is committed to perfecting all aspects of flooring by meticulously colour-matching trims and profiles for all applications including stairs across all laminate ranges.

Product code	Product description	Quick-Step SCOTIA More info see page 30	Quick-Step INCIZO® More info see page 30-31
--------------	---------------------	--	--

### MAJESTIC

NEW

<b>MJ3545</b>	WOODLAND OAK BEIGE	<b>QSSCOT</b> 01856	<b>QSINCP</b> 01856
<b>MJ3548</b>	WOODLAND OAK BROWN	<b>QSFSCOT</b> 03548	<b>QSINCP</b> 03548
<b>MJ3550</b>	DESERT OAK LIGHT NATURAL	<b>QSFSCOT</b> 03550	<b>QSINCP</b> 03550
<b>MJ3551</b>	DESERT OAK WARM NATURAL	<b>QSFSCOTAU</b> 00896	<b>QSINCP</b> 00896
<b>MJ3552</b>	DESERT OAK BRUSHED GREY	<b>QSFSCOT</b> 03552	<b>QSINCP</b> 03552
<b>MJ3553</b>	DESERT OAK BRUSHED DARK BROWN	<b>QSFSCOT</b> 01544	<b>QSINCP</b> 01544
<b>MJ3554</b>	VALLEY OAK LIGHT BEIGE	<b>QSSCOT</b> 01854	<b>QSINCP</b> 01854
<b>MJ3555</b>	VALLEY OAK LIGHT BROWN	<b>QSFSCOT</b> 03555	<b>QSINCP</b> 03555

### IMPRESSIVE ULTRA

<b>IMU1847</b>	CLASSIC OAK BEIGE	<b>QSSCOT</b> 01847	<b>QSINCP</b> 01847
<b>IMU1848</b>	CLASSIC OAK NATURAL	<b>QSSCOT</b> 01848	<b>QSINCP</b> 01848
<b>IMU1849</b>	CLASSIC OAK BROWN	<b>QSSCOT</b> 01849	<b>QSINCP</b> 01849
<b>IMU1854</b>	SOFT OAK LIGHT	<b>QSSCOT</b> 01854	<b>QSINCP</b> 01854
<b>IMU1855</b>	SOFT OAK NATURAL	<b>QSSCOT</b> 01855	<b>QSINCP</b> 01855
<b>IMU1856</b>	SOFT OAK MEDIUM	<b>QSSCOT</b> 01856	<b>QSINCP</b> 01856
<b>IMU1858</b>	SAW CUT OAK GREY	<b>QSSCOT</b> 01858	<b>QSINCP</b> 01858
<b>IMU3804</b>	SPOTTED GUM <b>NEW</b>	<b>QSFSCOT</b> 03804	<b>QSINCP</b> 03804
<b>IMU3805</b>	BLACKBUTT <b>NEW</b>	<b>QSFSCOT</b> 03805	<b>QSINCP</b> 03805

### COLONIAL PLUS

NEW

<b>COL21000</b>	BLACKBUTT	<b>QSFSCOT</b> 21000	<b>QSINCP</b> 21000
<b>COL21001</b>	SPOTTED GUM	<b>QSFSCOT</b> 21001	<b>QSINCP</b> 21001
<b>COL21002</b>	SYDNEY BLUE GUM	<b>QSFSCOT</b> 21002	<b>QSINCP</b> 21002
<b>COL21003</b>	JARRAH	<b>QSFSCOT</b> 21003	<b>QSINCP</b> 21003

### ELIGNA

NEW

<b>EL312</b>	OLD OAK MATT OILED	<b>QSFSCOT</b> 00312	<b>QSINCP</b> 00312
<b>EL896</b>	NATURAL VARNISHED OAK	<b>QSFSCOTAU</b> 00896	<b>QSINCP</b> 00896
<b>EL915</b>	WHITE VARNISHED OAK	<b>QSFSCOT</b> 01283	<b>QSINCP</b> 01283
<b>EL995</b>	VINTAGE OAK NATURAL VARNISHED	<b>QSFSCOT</b> 00995	<b>QSINCP</b> 00995
<b>EL996</b>	MERBAU	<b>QSFSCOT</b> 00996	<b>QSINCP</b> 00996

Product code	Product description	Quick-Step SCOTIA More info see page 30	Quick-Step INCIZO® More info see page 30-31
<b>ELIGNA</b> <span>NEW</span>			
<b>EL1689</b>	SPOTTED GUM	<b>QSFSCOT</b> 11001	<b>QSINCP</b> 11001
<b>EL1691</b>	BLACKBUTT	<b>QSFSCOT</b> 11000	<b>QSINCP</b> 11000
<b>EL3573</b>	ESTATE OAK LIGHT GREY	<b>QSFSCOT</b> 03573	<b>QSINCP</b> 03573
<b>EL3574</b>	ESTATE OAK BEIGE	<b>QSFSCOT</b> 03574	<b>QSINCP</b> 03574
<b>EL3907</b>	VENICE OAK BEIGE	<b>QSFSCOT</b> 03576	<b>QSINCP</b> 03576
<b>EL3908</b>	VENICE OAK NATURAL	<b>QSFSCOT</b> 03577	<b>QSINCP</b> 03577
<b>EL3581</b>	NEWCASTLE OAK DARK	<b>QSFSCOT</b> 03581	<b>QSINCP</b> 03581

## LARGO

<b>LPU1662</b>	CAMBRIDGE OAK NATURAL	<b>QSSCOT</b> 01662	<b>QSINCP</b> 01662
<b>LPU1663</b>	DOMINICANO OAK GREY	<b>QSFSCOT</b> 01663	<b>QSINCP</b> 01663
<b>LPU1664</b>	CAMBRIDGE OAK DARK	<b>QSFSCOT</b> 01664	<b>QSINCP</b> 01664
<b>LPU1996</b>	BLACKBUTT	<b>QSFSCOT</b> 11000	<b>QSINCP</b> 11000
<b>LPU1997</b>	SPOTTED GUM	<b>QSFSCOT</b> 11001	<b>QSINCP</b> 11001
<b>LPU1998</b>	RECYCLED HARDWOOD	<b>QSFSCOT</b> 01998	<b>QSINCP</b> 01998

## ELIGNA WIDE

<b>UW1536</b>	CARIBBEAN OAK GREY	<b>QSFSCOT</b> 01536	<b>QSINCP</b> 01536
<b>UW1538</b>	OAK WHITE OILED	<b>QSSCOT</b> 01538	<b>QSINCP</b> 01538
<b>UW1541</b>	RECLAIMED CHESTNUT NATURAL	<b>QSFSCOT</b> AU01541	<b>QSINCP</b> 01541
<b>UW1543</b>	RECLAIMED CHESTNUT ANTIQUE	<b>QSFSCOT</b> 01543	<b>QSINCP</b> 01543
<b>UW1544</b>	RECLAIMED CHESTNUT BROWN	<b>QSFSCOT</b> 01544	<b>QSINCP</b> 01544
<b>UW1545</b>	RECLAIMED OAK BROWN	<b>QSFSCOT</b> AU01545	<b>QSINCP</b> 01545
<b>UW1546</b>	CARIBBEAN OAK DARK	<b>QSFSCOT</b> 01546	<b>QSINCP</b> 01546
<b>UW1547</b>	OAK PLANKS WITH SAW CUTS LIGHT	<b>QSSCOT</b> 01547	<b>QSINCP</b> 01547

## CLASSIC

<b>CLM1290</b>	BLEACHED WHITE TEAK	<b>QSSCOT</b> 01290	<b>QSINCP</b> 01290
<b>CLM1292</b>	NATURAL VARNISHED OAK	<b>QSFSCOT</b> 01292	<b>QSINCP</b> 01292
<b>CLM1294</b>	LIGHT GREY OILED OAK	<b>QSFSCOT</b> 01294	<b>QSINCP</b> 01294
<b>CLM1405</b>	OLD OAK LIGHT GREY	<b>QSSCOT</b> 01405	<b>QSINCP</b> 01405
<b>CLM1487</b>	MIDNIGHT OAK NATURAL	<b>QSFSCOT</b> AU01487	<b>QSINCP</b> 01487
<b>CLM1488</b>	MIDNIGHT OAK BROWN	<b>QSFSCOT</b> 01488	<b>QSINCP</b> 01488
<b>CLM1656</b>	HAVANNA OAK NATURAL WITH SAW CUTS	<b>QSSCOT</b> 01656	<b>QSINCP</b> 01656
<b>CLM1658</b>	MOONLIGHT OAK LIGHT	<b>QSFSCOT</b> 01658	<b>QSINCP</b> 01658
<b>CLM1659</b>	MOONLIGHT OAK NATURAL	<b>QSFSCOT</b> 01659	<b>QSINCP</b> 01659
<b>CLM1688</b>	SPOTTED GUM 2 STRIP	<b>QSFSCOT</b> 11001	<b>QSINCP</b> 11001
<b>CLM1690</b>	BLACKBUTT 2 STRIP	<b>QSFSCOT</b> 11000	<b>QSINCP</b> 11000



# LAMINATE

COLLECTION 2017 - 2018



## Premium FLOORS AUSTRALIA

Melbourne	Tel.: (03) 9798 0808
Sydney	Tel.: (02) 9982 3777
Brisbane	Tel.: (07) 3273 3111
Adelaide	Tel.: (08) 8262 8666
Tasmania	Tel.: (03) 9798 0808
Northern Terr.	Tel.: (08) 8262 8666
Perth	Tel.: (08) 9240 1966

Commercial Division Tel.: (03) 9798 0808



**FLOORScape**

Auckland

Tel.: 09 476 0428

Your Quick•Step® point of sale



[www.quick-step.com](http://www.quick-step.com)

### FOLLOW US ON



[www.facebook.com/QuickStepFloors](https://www.facebook.com/QuickStepFloors)



[www.youtube.com/quickstepfloor](https://www.youtube.com/quickstepfloor) [www.youtube.com/PremiumFloorsAU](https://www.youtube.com/PremiumFloorsAU)



[plus.google.com/+quickstep](https://plus.google.com/+quickstep)



[www.pinterest.com/quickstepfloor](https://www.pinterest.com/quickstepfloor)



[@QuickStepFloor](https://twitter.com/QuickStepFloor)

Quick-Step® is a quality product produced by **UNILIN** bvba – division Flooring, Ooigemstraat 3, B-8710 Wielsbeke, Belgium, Europe. COVERPHOTO IMU1855.  
Product images may differ from actual product. The availability of products, or the products themselves, may change at any time without notice.  
Content © 2017/2018 by **UNILIN** bvba – division Flooring.  
All rights reserved. The contents of this brochure may not be reproduced in whole or in part without prior written permission from the publisher.